

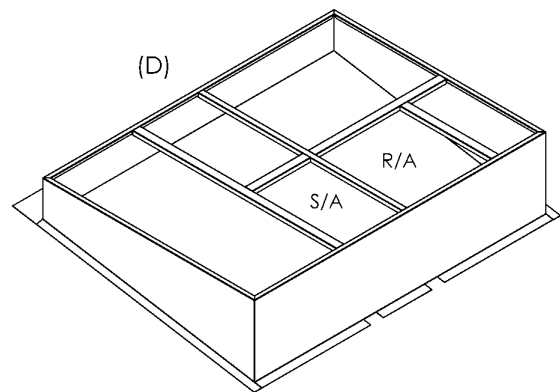
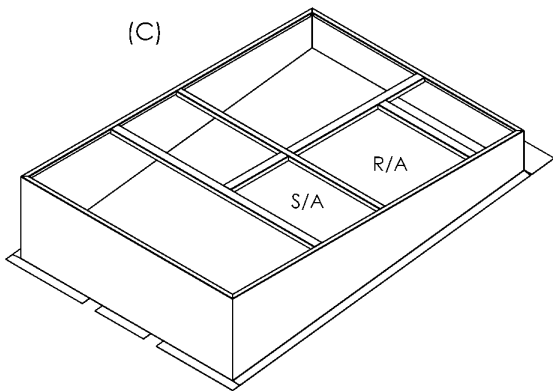
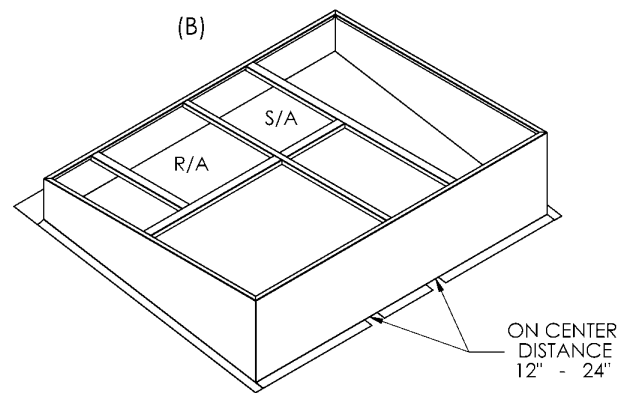
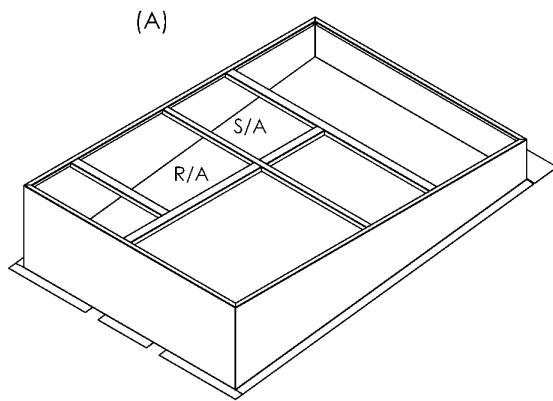
Cambridgeport

SUBMITTAL

SUBMITTED TO _____
COMPANY _____
JOB NAME _____
EQUIPMENT _____
SIGNATURE _____
DATE _____

**ROOF CURB FOR METAL RIB /
STANDING SEAM DECKS
YORK ROOFTOP UNITS
BCH, DEE, DEG, DCE, DCG 180
DM, DH, BP, ZF 180**

**PART #
1009809**



FEATURES

ONE-PIECE WELDED CONSTRUCTION
ALL WELDS SPRAYED WITH GALVANIZING COMPOUND
FULLY INSULATED WITH 1-1/2 3LB DENSITY RIGID INSULATION
FABRICATED OF HEAVY GAUGE GALVANIZED STEEL
SLOPE DESIGN FOR EVEN WEIGHT DISTRIBUTION TO EXISTING CURB
GASKET PROVIDED FOR UNIT TO ADAPTER SEALING

Confirm the slope direction and duct orientation by circling one of the four diagrams above.

A manufactures drawing and or sample of the roof deck is require.